

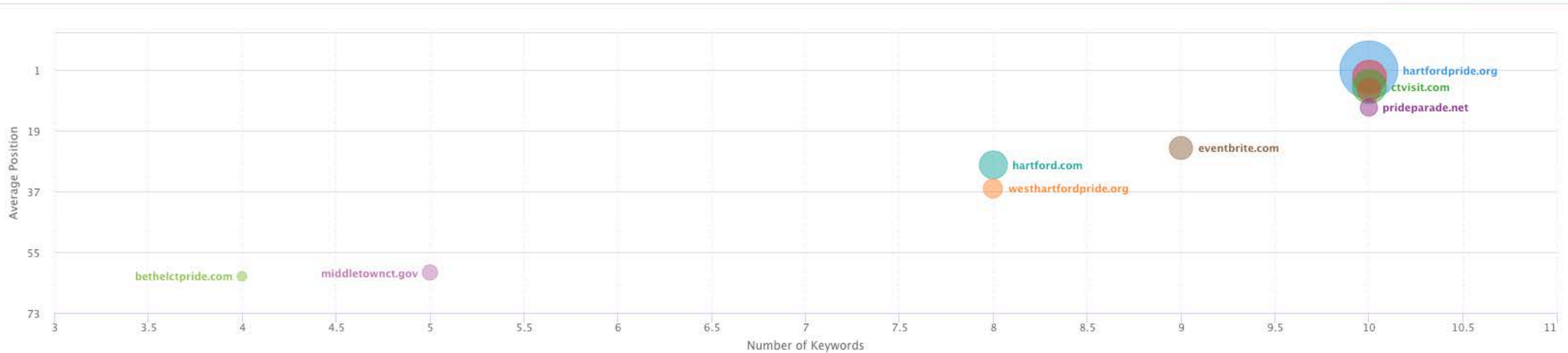
Competition Map

Optimal Zoom



Competitors

Winners & Losers



Rankings Overview 1 - 10 (10) (i)

+ Add keywords

Actions ▼

Positions

Estimated traffic

Visibility

All fo



Keyword ≡



hartford pride



hartford pride parade



hartford pride events



gay pride hartford ct



ct pride



pride parade ct



hartford pride 2020



gay pride parade ct



ct pride parade 2019



hartford pride 2019

Dashboard

Domain Analytics

Enter domain US Add domain Month Year



My Projects

Limits Share your projects Add new project

All 1 | My own 1 | Shared with me 0 | Tags Domain, project name or tag

Table settings

Projects	Site Audit Site Health	Position Trac... Visibility	OnPage SEO... Ideas to do	Social Media ... Audience	Social Media... Scheduled ...	Brand Monito... Mentions	Backlink Audit Toxic do m...	Link Building Link buildi...	PPC Keyword tool PPC campaign...	Ad Builder Ads	Organic Traffi... Organic se...	Content Anal... Social shares
★ hartfordpride.org hartfordpride.org	71% no change	87% 0h no change	19 4	Set up	Set up	Set up	0	Set up	Set up	Set up	Set up	Set up

+ Add tag

Post Engagements

Hartford Pride week might be over, but you ...

25,072

Reach

139

Link Clicks

\$15.00

Spent of \$15.00



Completed • Sep 12

[View Results](#)



Website Visitors

Hartford Pride brings events and news to Ne...

--

Reach

--

Link Clicks

\$0.00

Spent at \$50.00 per day



Completed • Sep 7

[View Results](#)



Post Engagements

Please visit our new website www.hartfordpr...

6,812

Reach

220

Link Clicks

\$61.93

Spent of \$70.00



Completed • Aug 31

[View Results](#)



Post Engagements

3,202

Reach

98

Link Clicks

\$20.00

Spent of \$20.00



Completed • Aug 31

[View Results](#)



Post Engagements

Watch for live stream dates and times for Qu...

11,228

Reach

57

Link Clicks

\$46.68

Spent of \$50.00



Completed • Aug 23, 2019

[View Results](#)



Post Engagements

Get ready for Hartford PRIDE! With all this fa...

4,322

Reach

270

Post Engagements

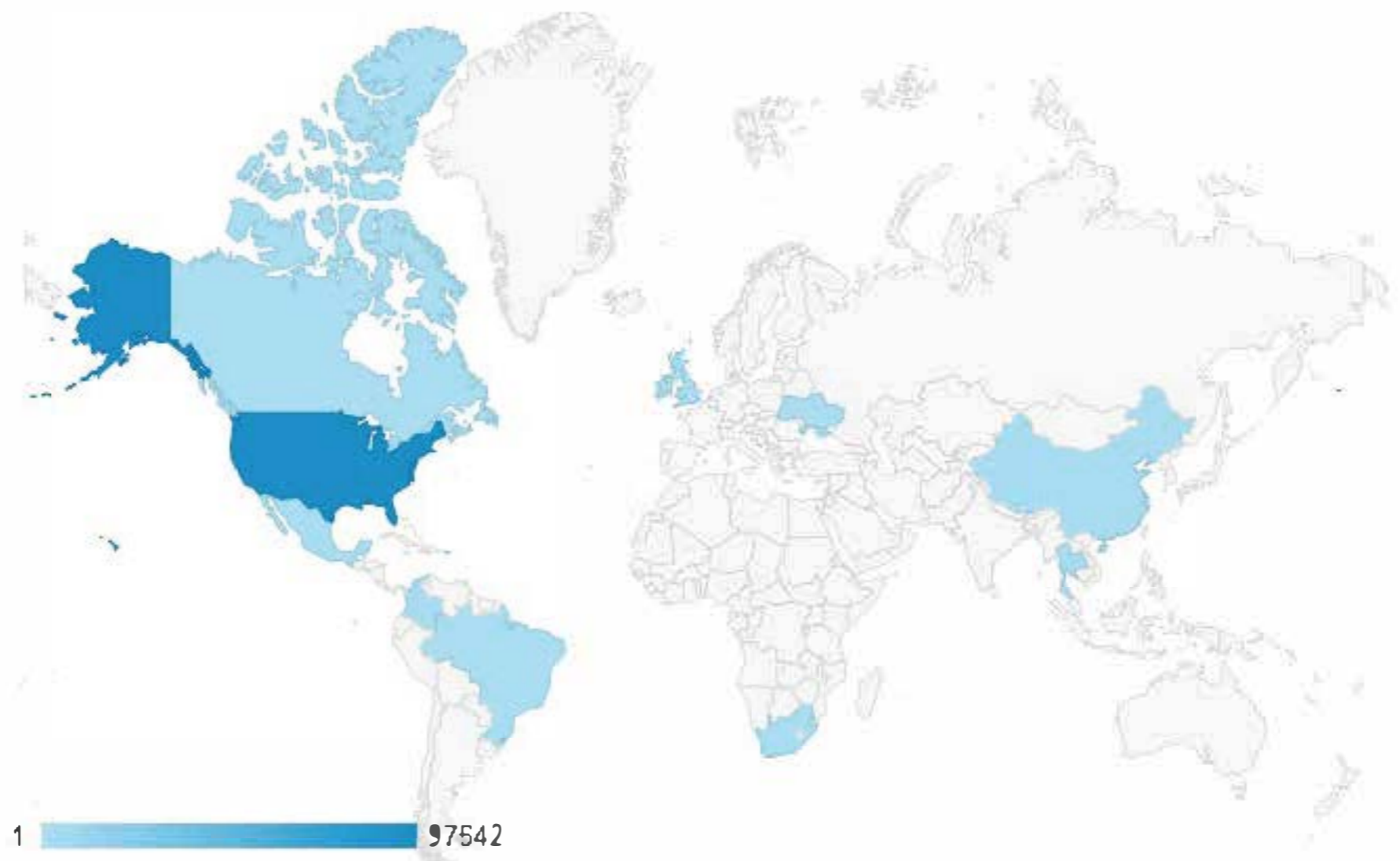
\$34.18

Spent of \$35.00



Country breakdown





1 97542

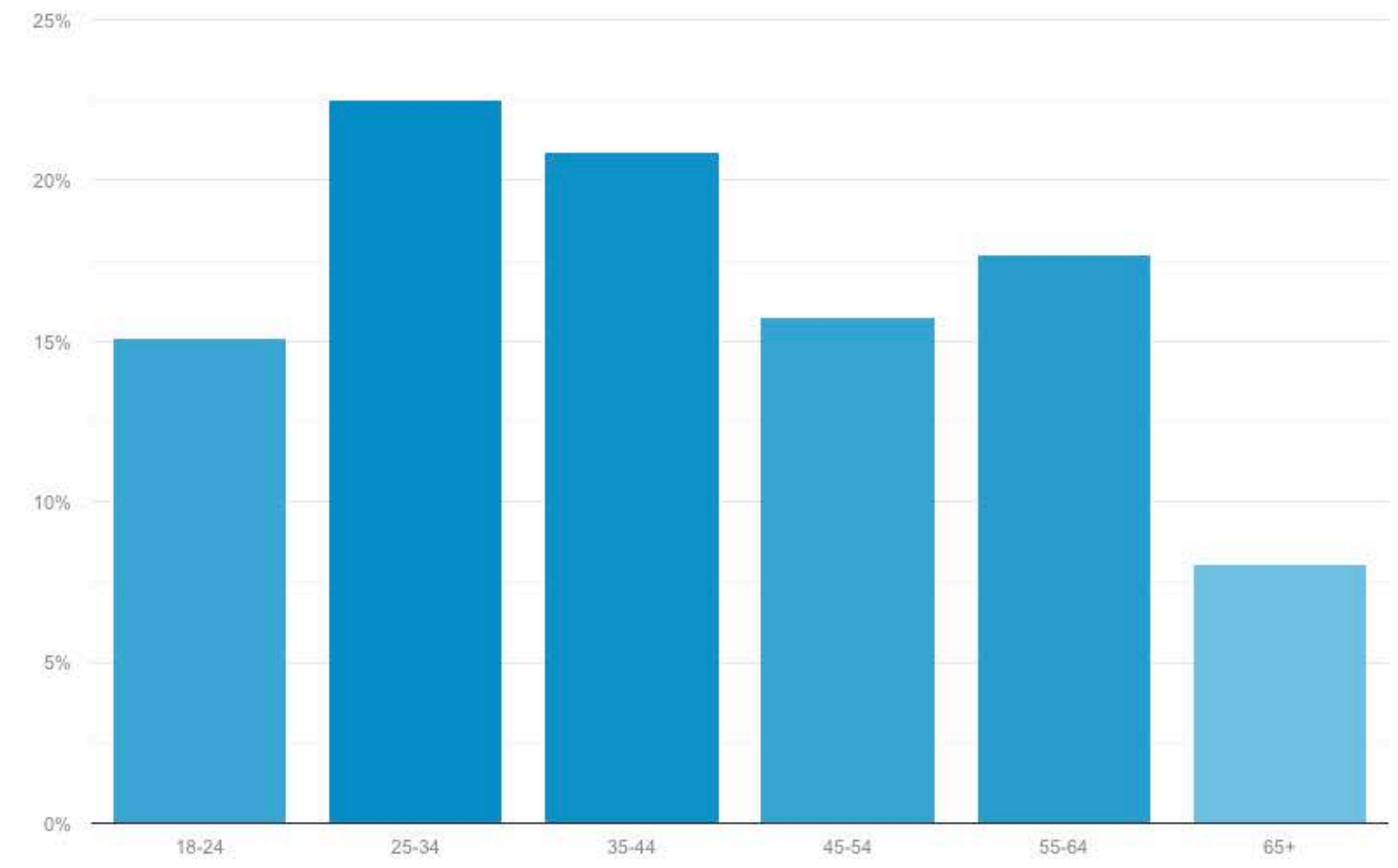
Sep 7, 2020 - Sep 30, 2020

All Users 100.00% Users

+ Add Segment

Key Metric: Users

Age 39.17% of total users



Gender 40.81% of total users

